

A meeting of the Local Police and Fire Scrutiny Panel will be held on Thursday 17 November 2022 at 3pm.

Members may attend the meeting in person or via remote online access. Webex joining details will be sent to Members and Officers. Members are requested to notify Committee Services by 12 noon on Wednesday 16 November 2022 how they intend to access the meeting.

In the event of connectivity issues, Members are asked to use the *join by phone* number in the Webex invitation and as noted above.

Please note that this meeting will be live-streamed via YouTube with the exception of any business which is treated as exempt in terms of the Local Government (Scotland) Act 1973 as amended.

Further information relating to the recording and live-streaming of meetings can be found at the end of this notice.

IAIN STRACHAN
Head of Legal & Democratic Services

BUSINESS

1. Apologies, Substitutions and Declarations of Interest	Page
PERFORMANCE MANAGEMENT	
2. Scottish Fire & Rescue Service Performance Report	p
3. Police Scotland Performance Report	p
NEW BUSINESS	
4. Local Police and Fire Scrutiny Panel Update Report Report by Corporate Director Education, Communities & Organisational Development	p
<p>The documentation relative to the following item has been treated as exempt information in terms of the Local Government (Scotland) Act 1973 as amended, the nature of the exempt information being that set out in paragraphs 8, 9 & 12 of Part I of Schedule 7(A) of the Act.</p>	
ROUTINE DECISIONS AND ITEMS FOR NOTING	
5. Public Space CCTV Update Report by Interim Director Environment & Regeneration	p

The reports are available publicly on the Council's website and the minute of the meeting will be submitted to the next standing meeting of the Inverclyde Council. The agenda for the meeting of the Inverclyde Council will be available publicly on the Council's website.

Please note: this meeting may be recorded or live-streamed via You Tube and the Council's internet site, where it will be capable of repeated viewing. At the start of the meeting the Provost/Chair will confirm if all or part of the meeting is being recorded or live-streamed.

You should be aware that the Council is a Data Controller under the Data Protection Act 2018. Data collected during any recording or live-streaming will be retained in accordance with the Council's published policy, including, but not limited to, for the purpose of keeping historical records and making those records available via the Council's internet site or You Tube.

If you are participating in the meeting, you acknowledge that you may be filmed and that any information pertaining to you contained in the recording or live-stream of the meeting will be used for webcasting or training purposes and for the purpose of keeping historical records and making those records available to the public. In making this use of your information the Council is processing data which is necessary for the performance of a task carried out in the public interest. If you are asked to speak at the meeting then your submission to the committee will be captured as part of the recording or live-stream.

If you have any queries regarding this and, in particular, if you believe that use and/or storage of any particular information would cause, or be likely to cause, substantial damage or distress to any individual, please contact the Information Governance team at dataprotection@inverclyde.gov.uk

Enquiries to - **Lindsay Carrick** - Tel 01475 712114



**Inverclyde Performance Report
1st July 2022 - 30th September 2022**



**SCOTTISH
FIRE AND RESCUE SERVICE**

Working together for a safer Scotland

**Working together
for a safer Scotland**

Inverclyde Performance Report

Table of Contents

Local Fire and Rescue Service Plan Priorities	3
Inverclyde Activity Summary	4
Domestic Safety - Accidental Dwelling Fires	5
Domestic Safety - Accidental Dwelling Fire Casualties	6
Unintentional Injury and Harm	7
Deliberate Fire Setting	8
Non-Domestic Fire Safety	9
Unwanted Fire Alarm Signals	10













Local Fire and Rescue Service Plan Priorities

The Local Fire and Rescue Service Plan has been developed to set out the priorities and objectives within Inverclyde and allows our local authority partners to scrutinise the performance outcomes of these priorities. We will continue to work closely with our partners in Inverclyde to ensure we are all **“Working Together for a Safer Scotland”** through targeting risks to our communities at a local level.

The plan has been developed to complement key partnership activity embedded across Inverclyde Community Plan and associated Delivery and Thematic plans. Through partnership working we will seek to deliver continuous improvement in our performance and effective service delivery in our area of operations.




The Local Fire and Rescue Plan for Inverclyde identified six areas for demand reduction and is subject to regular monitoring and reporting through the Police / Fire and Rescue Committee. A summary of the priorities and current activity is detailed below with further detail and analysis contained within this performance report.

	Accidental Dwelling Fires	Accidental Dwelling Fire Casualties	Unintentional Injury and Harm	Deliberate Fire Setting	Non-Domestic Fire Safety	Unwanted Fire Alarm Signals
Inverclyde Central	5	1	3	11	0	16
Inverclyde East	1	0	4	7	0	9
Inverclyde East Central	0	0	2	23	0	5
Inverclyde North	7	0	8	9	3	28
Inverclyde South	5	0	3	8	3	19
Inverclyde South West	1	0	1	9	0	11
Inverclyde West	1	0	2	7	0	13

Total Incidents	20	1	23	74	6	101
Year on Year Change	 5%	 0%	 156%	 -26%	 50%	 23%
3 Year Average Change	 16%	 33%	 52%	 2%	 -13%	 -6%

About the statistics within this report

The activity totals and other statistics quoted within this report are published in the interests of transparency and openness. They are provisional in nature and subject to change as a result of ongoing quality assurance and review. Because all statistics quoted are provisional there may be a difference in the period totals quoted in our reports after local publication which result from revisions or additions to the data in our systems. The Scottish Government publishes official statistics each year which allow for comparisons to be made over longer periods of time.

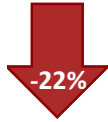
-  Activity levels have reduced by more than 5%
-  Activity levels have reduced by up to 5%
-  Activity levels have increased overall

Inverclyde Activity Summary



104

fires
primary & secondary



60

special
services



210

false
alarms



374
total number of
incidents



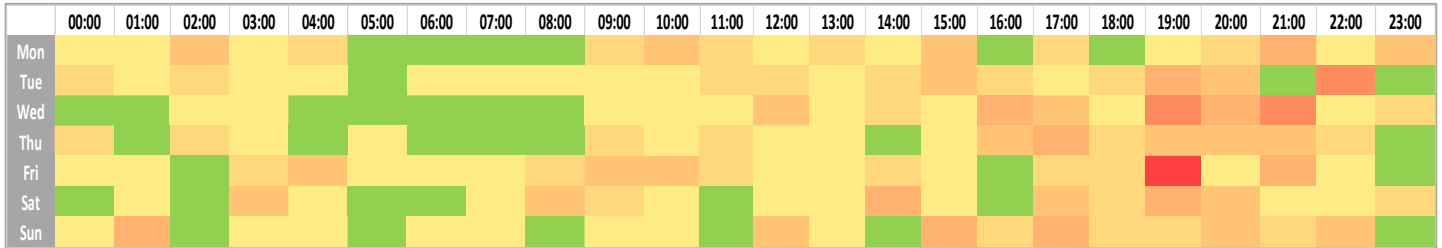
25
fire & non-fire
casualties



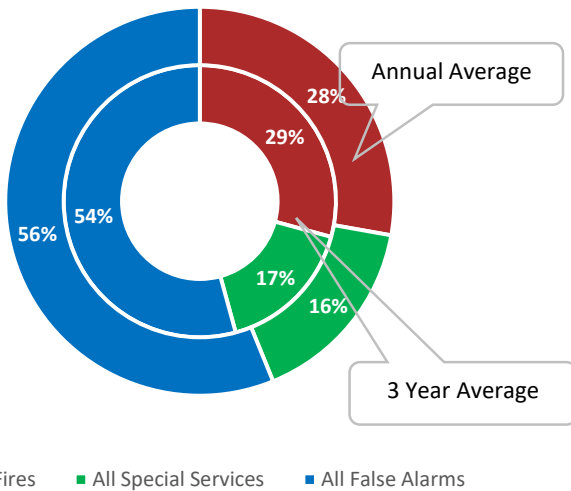
£198,970
economic cost of
ufas incidents

*data above is year on year change


Activity by Time of Day



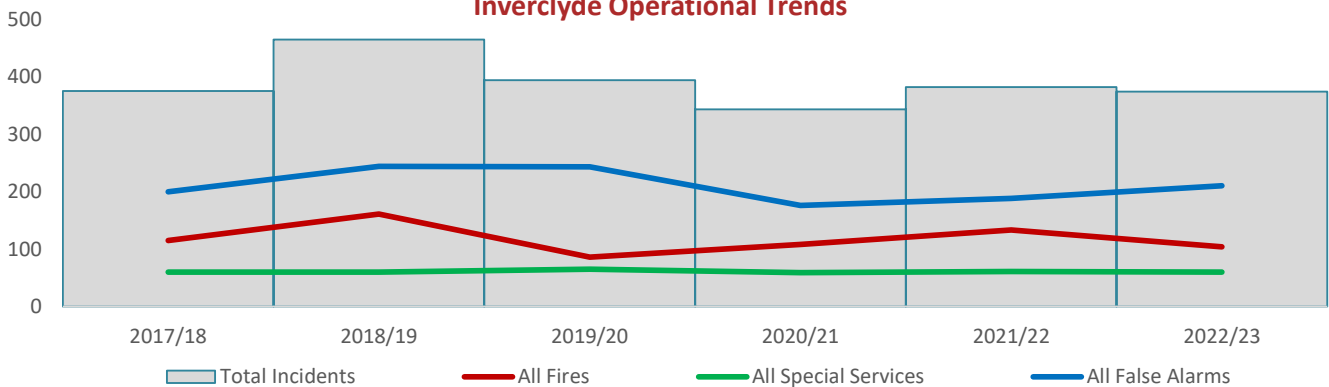
Incidents by Classification



Top 15 Incidents Types by %



Inverclyde Operational Trends



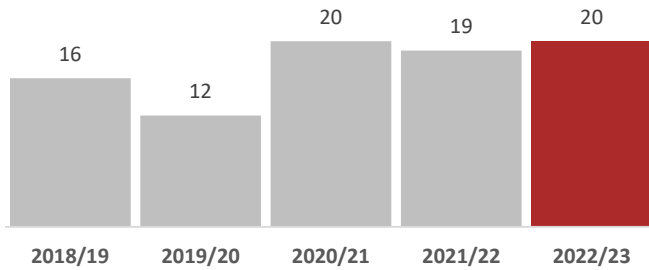
Domestic Safety - Accidental Dwelling Fires



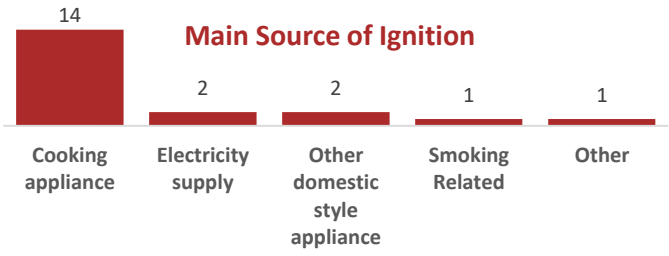
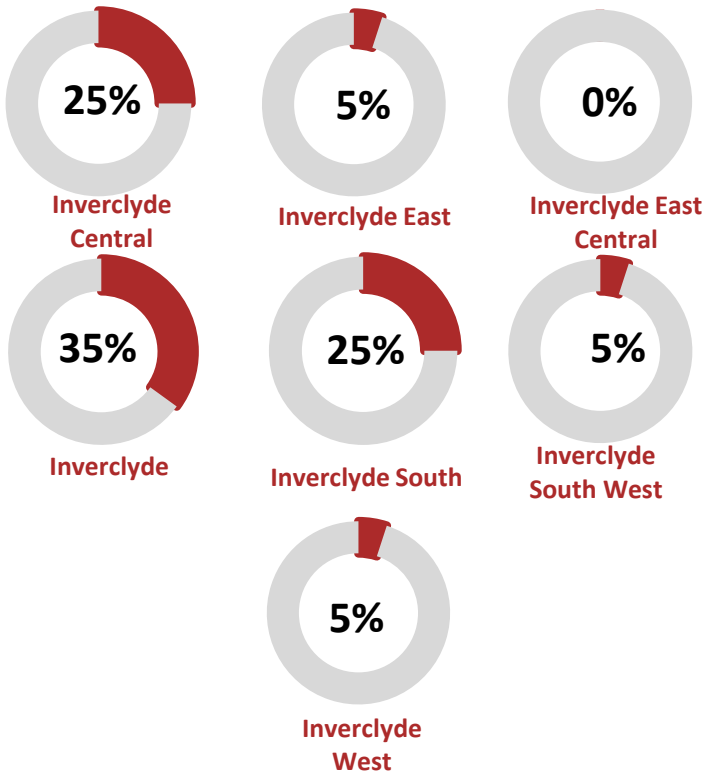
Performance Summary

Year on Year **5%** 3 Year Average **16%**

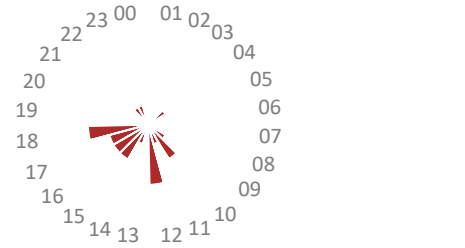
Accidental Dwelling Fires



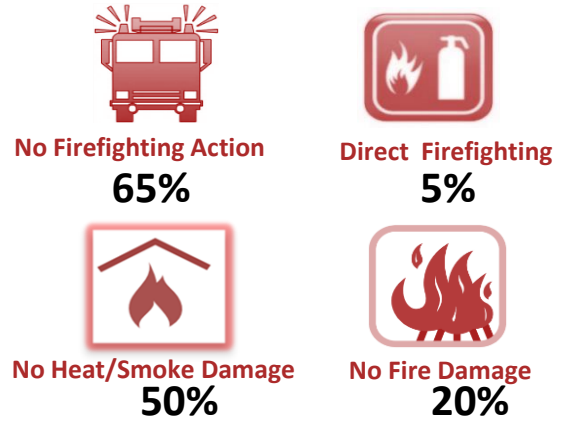
Accidental Dwelling Fires Activity by Ward (% share)



Accidental Dwelling Fires by Time of Day



Severity of Accidental Dwelling Fires



Human Factors



Automatic Detection & Actuation

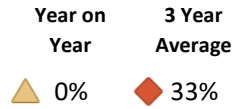


Accidental Dwelling Fires show a slight increase of 5% from Q1 2021/22 and 16% against the 3 year average. Cooking remains the most common source of ignition within Inverclyde accounting for 14 of the accidental dwelling fires. It is pleasing that 65% of the incidents required no firefighting action, it is also worthy of note that 65% were due to distraction and 20% were due to alcohol/drug impairment. It is positive to note that at in 95% of the incidents detection with 89% of them operating and raising the alarm.

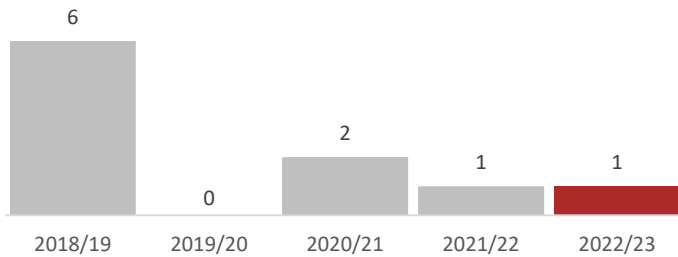
Domestic Safety - Accidental Dwelling Fire Casualties



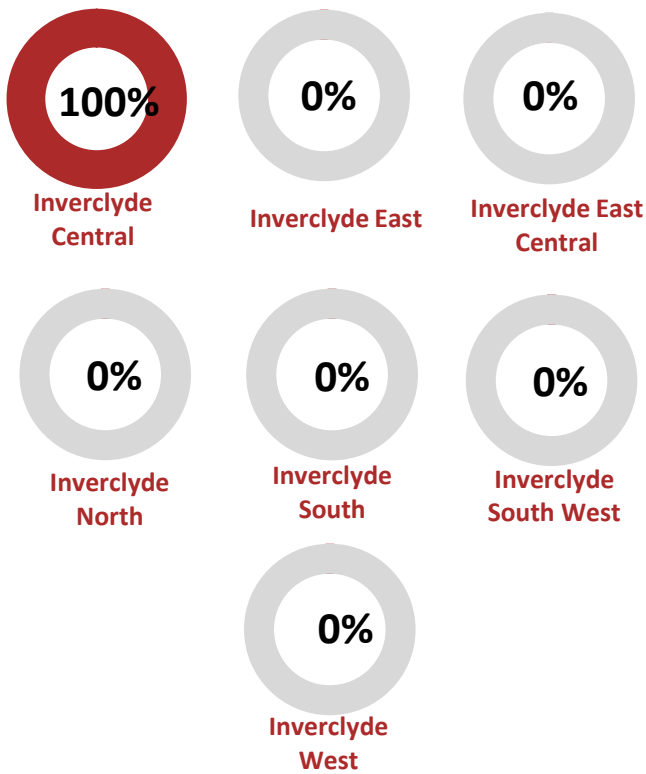
Performance Summary



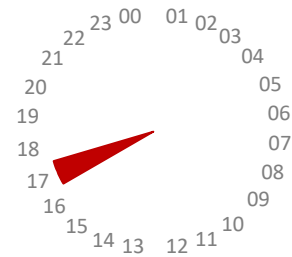
Accidental Dwelling Fires Casualties



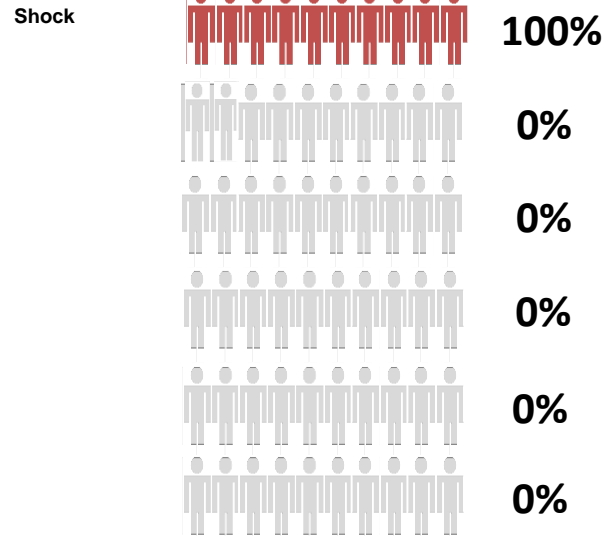
Accidental Dwelling Fire Casualties by Ward (% share)



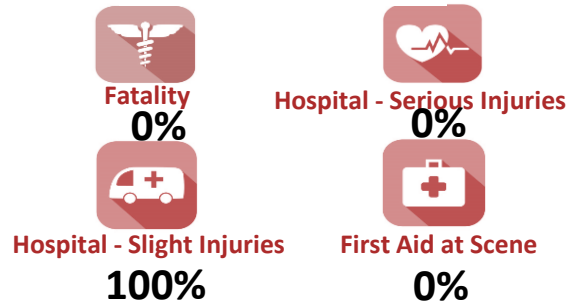
Fire Casualties by Time of Day



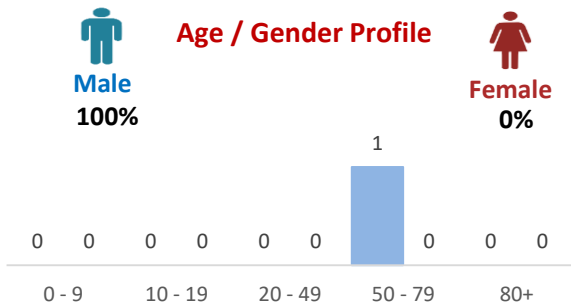
Nature of Injury



Extent of Harm



Age / Gender Profile



I am pleased to report there has been no increase on the year on year indicator for Accidental Fire Casualties, this is against historical low figures over the last 3 years. It is positive that the 1 incident resulted in an 1 adult male attending hospital as a precaution with having only slight injuries.

Unintentional Injury and Harm

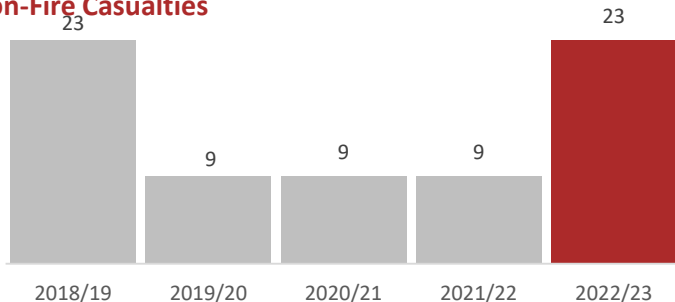


Performance Summary

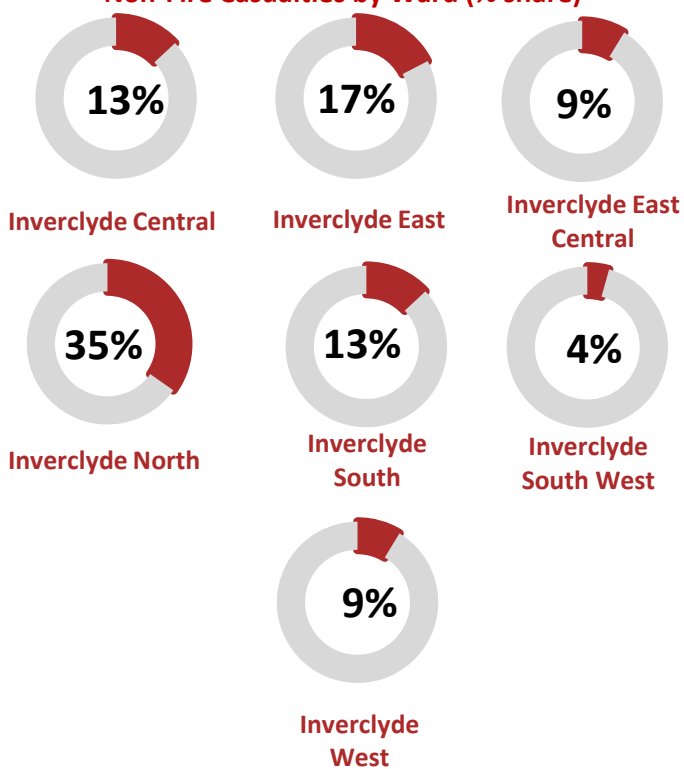
Year on Year 3 Year Average

◆ 156% ◆ 52%

Non-Fire Casualties

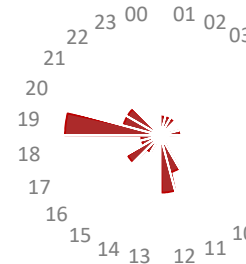


Non-Fire Casualties by Ward (% share)

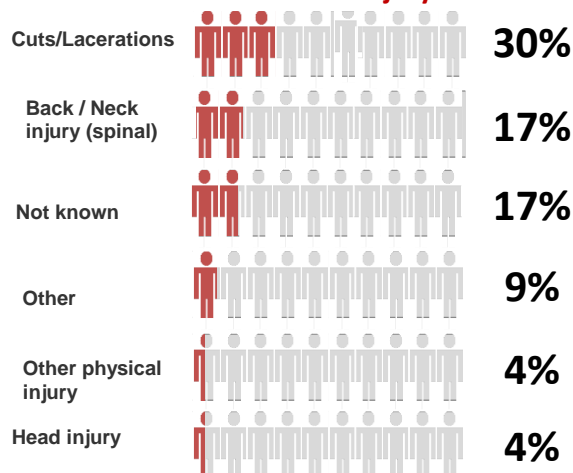


We have had an increase of 156% in special service incidents over this reporting period. It is worth noting that this increase is against a low 3 year average and that 48% of these incidents were to assist other agencies to gain access to a domestic property. Its is pleasing that we have had 0% water related incidents however we have had an increase in RTCs which equate to 30% of the reported incidents.

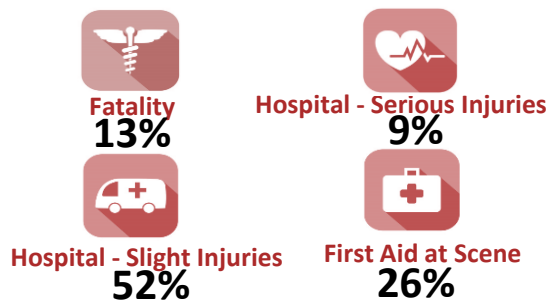
Non-Fire Casualties by Time of Day



Nature of Injury



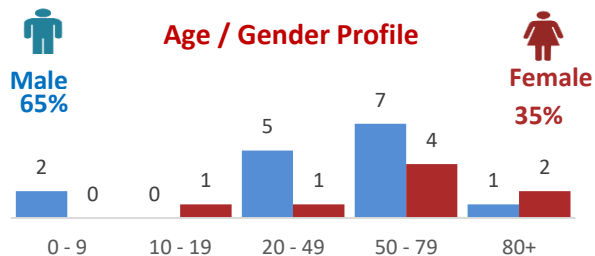
Extent of Harm



Non-Fire Emergency Activity



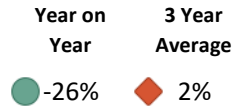
Age / Gender Profile



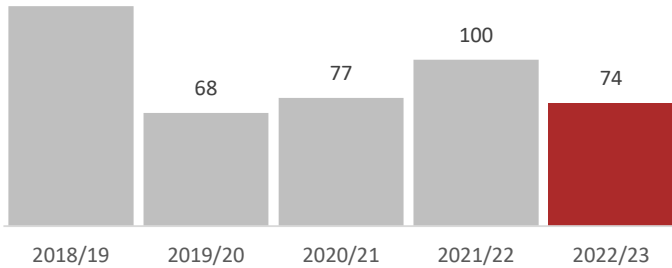
Deliberate Fire Setting



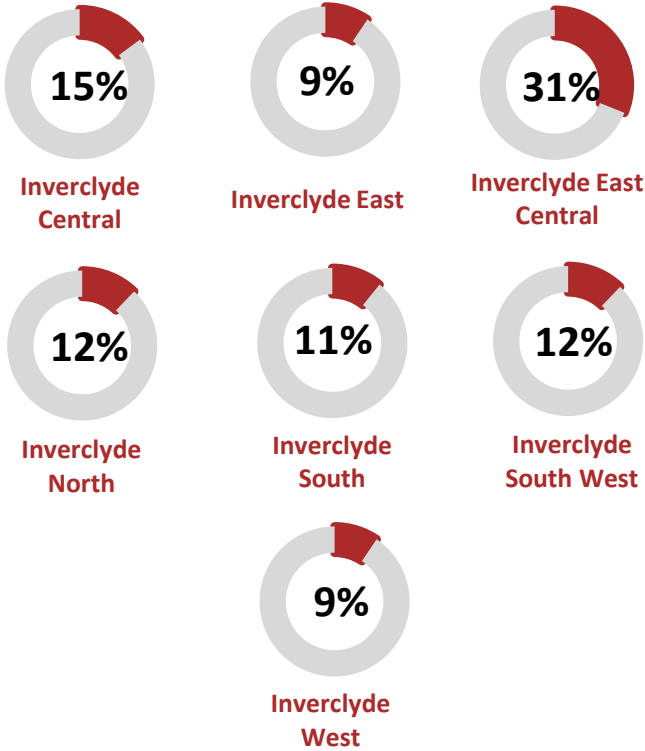
Performance Summary



Deliberate Fires



Deliberate Fires by Ward (% share)

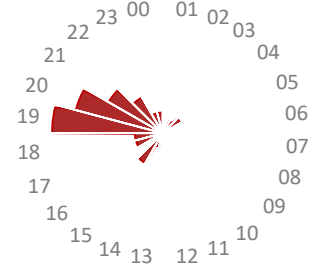


Definitions

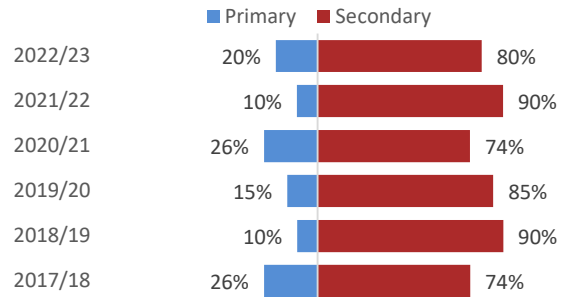
Primary Fires - all fires in buildings, vehicles and outdoor structures or any fire involving casualties, rescues or fires attended by five or more appliances

Secondary Fires - fire incidents that did not occur at a primary location, was not a chimney fire in an occupied building, did not involve casualties (otherwise categorised as a primary incident) and was attended by four or fewer appliances.

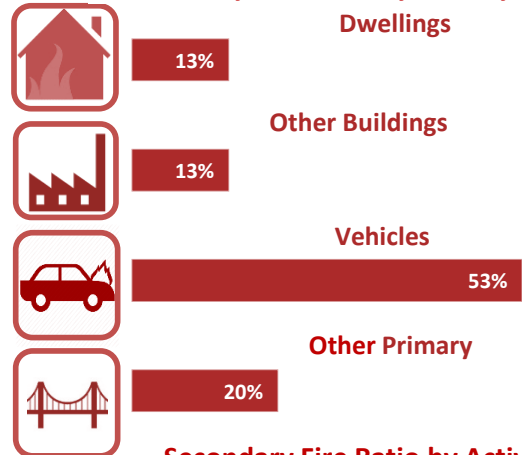
Deliberate Fires by Time of Day



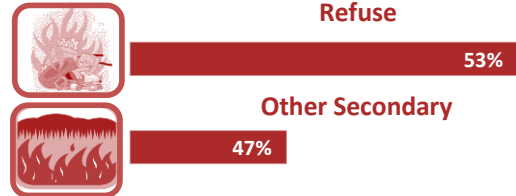
Deliberate Fires by Classification



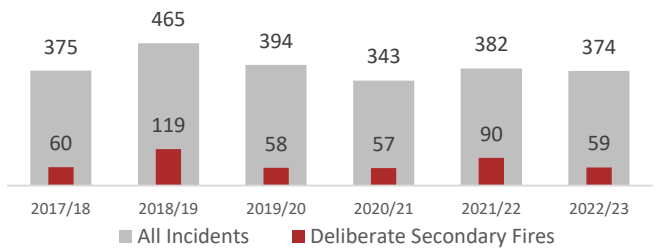
Primary Fire Ratio by Activity Type



Secondary Fire Ratio by Activity Type



Deliberate Fires Compared to Operational Activity

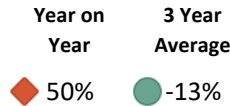


It is pleasing to report a significant reduction of 26% in deliberate fire setting which equates to 74 incidents within the reporting period. 15 incidents were of a primary nature involving 8 vehicles, 2 domestic dwellings and 5 outdoor structures. The remaining 59 incidents were of a secondary nature involving grassland or refuse containers.

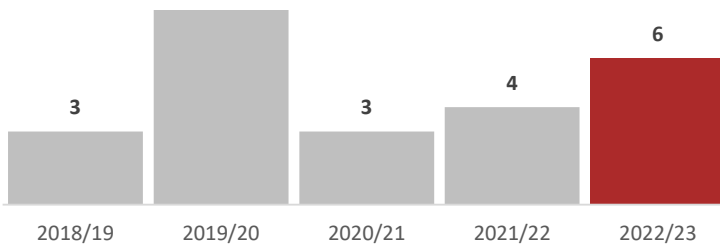
Non Domestic Fire Safety



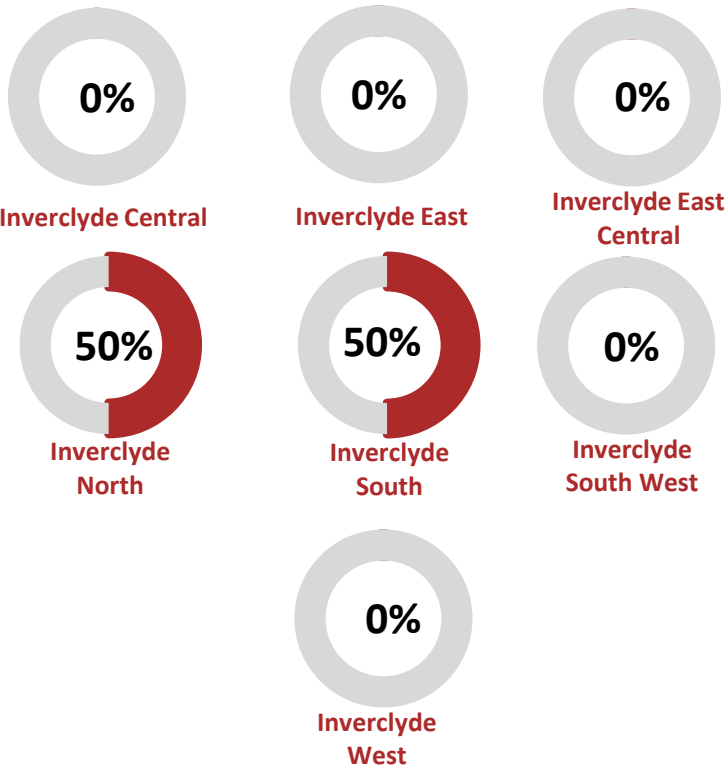
Performance Summary



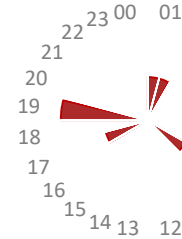
Non Domestic Fires



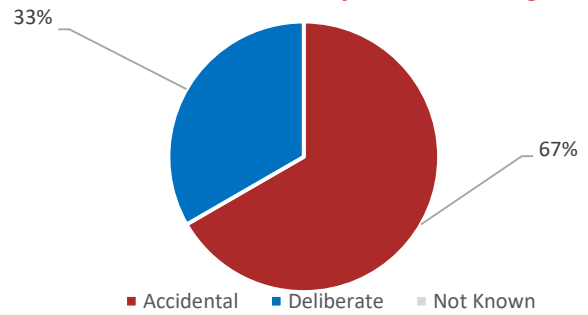
Non-Domestic Fires by Ward (% share)



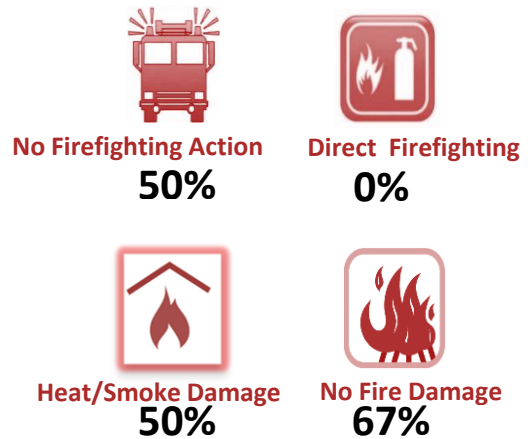
Non-Domestic Fires by Time of Day



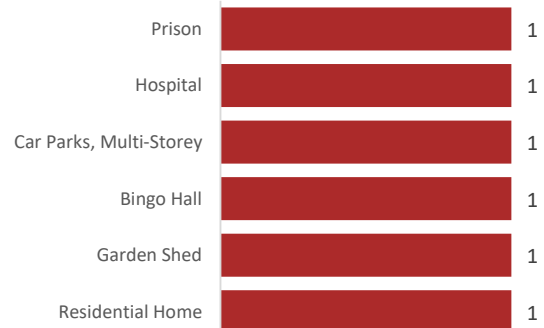
Non-Domestic Fires by Nature of Origin



Severity of Non-Domestic Fires



Non-Domestic Fires by Premises Type



We have had an increase of 50% in non domestic incidents during the period, this equates to an additional 2 incidents and is against a low 3 year average. It is pleasing that there was no fire damage within 67% of incidents and with only 50% having heat and smoke damage only. It is worthy of note that 3 incidents required no Firefighting action with 1 being a removal from the heat source and only 2 requiring direct firefighting.

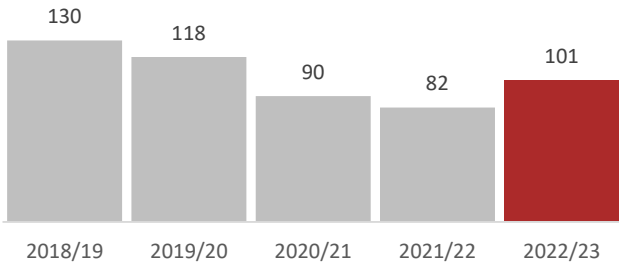
Unwanted Fire Alarm Signals



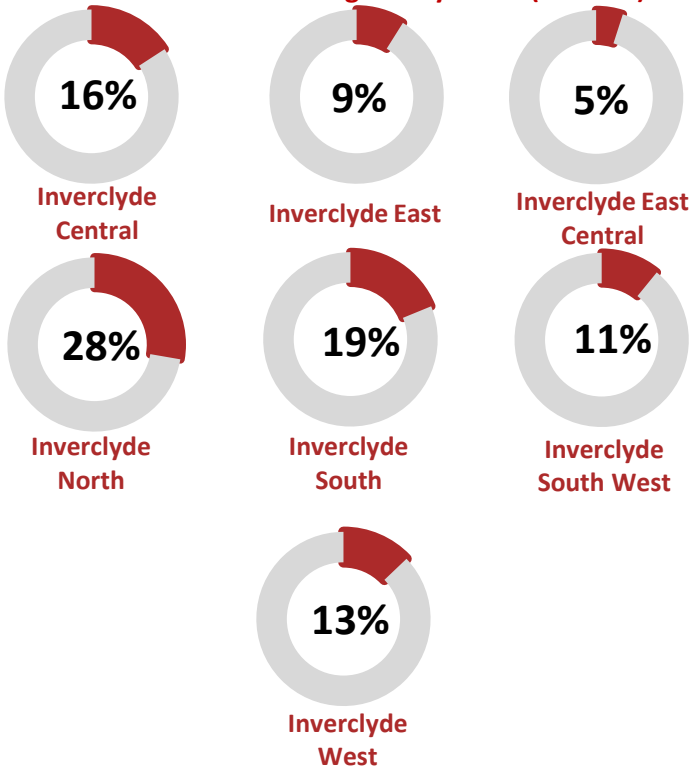
Performance Summary

Year on Year **23%** 3 Year Average **-6%**

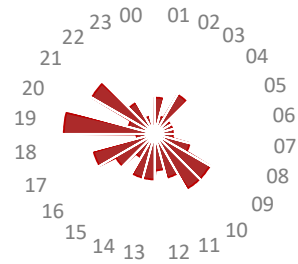
Unwanted Fire Alarm Signals



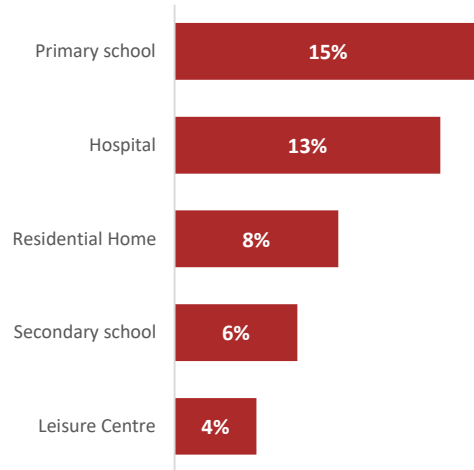
Unwanted Fire Alarm Signals by Ward (% share)



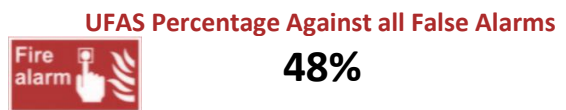
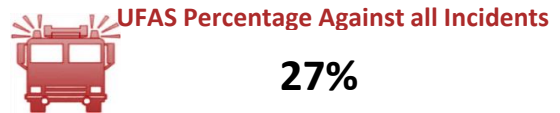
Unwanted Fire Alarm Signals by Time of Day



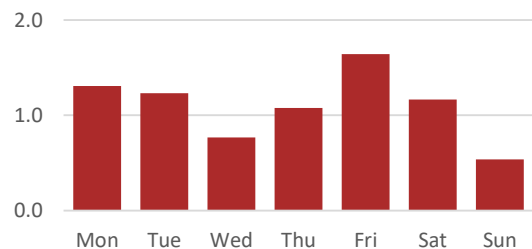
Unwanted Fire Alarm Signals - Top 5 Premises



Unwanted Fire Alarm Signals Activity Ratios



Average Unwanted Fire Alarm Signals per Day



It is disappointing to report a 23% increase in UFAS incidents during the reporting period and the continued rise within educational premises. It is disappointing that the majority of these incidents were avoidable as they were due to human influence. Activations within hospitals and care facilities continue to be consistent reporters and again the majority of these are avoidable with human and testing and maintenance errors accounting for the vast majority of false activations.

Inverclyde Performance Summary Report

Reporting Period: 01/04/22 - 31/08/22



POLICE SCOTLAND
Keeping people safe

Total Crime



-4.1%



2,660 Crimes

Incidents Recorded

-15.2%



7,833

Common Assault

+5.7%



302

Overall Dishonesty

-1.8%



540

Domestic Abuse Incidents

+1.7%



376

Overall Violent Crime

+6.8%



356

Sexual Crime

+11.5%



68

Road Traffic Casualties

-38.9%*



11 *against PYTD

Disorder Complaints

-32.5%*



1,093 *against PYTD

Missing People

+233.3%



80 *against PYTD

Counter Terrorism



The threat level from INTERNATIONAL TERRORISM is SUBSTANTIAL —an attack has been deemed as likely to occur.

Housebreaking

-14.6%



63

*All data provided is for the period 1 April 2022 - 31 August 2022 unless otherwise stated. All statistics are provisional and should be treated as management information. All data have been extracted from Police Scotland internal systems and are correct as of 02/09/2022.

Inverclyde

Performance Summary Report

Reporting Period: 1 Apr 2022 to 31 August 2022



SECTION	PAGE NUMBER
Introduction	2
Executive Summary	3
Demand Analysis	4
Online and Cybercrime	5
Acquisitive Crime	5
Counter Terrorism & Domestic Extremism	5
Antisocial Behaviour, Violence & Disorder	6
Serious Organised Crime	7
Protecting People at Risk of Harm	7
Road Safety & Road Crime	8
Public Confidence - Complaints & Allegations	9

Introduction





I am pleased to present this report to the Police Fire and Rescue Committee for its information and consideration.

Please note that all data included in this report are management information and not official statistics. All data are sourced from Police Scotland internal systems and are correct as of date of publication. Unless stated otherwise numerical comparisons are against the preceding five year average.

CI Paul Cameron
Inverclyde Area Commander

INVERCLYDE POLICING PRIORITIES 2018-2022

- 1 Drug dealing and drug misuse
- 2 Violence and antisocial behaviour
- 3 Dishonesty
- 4 Road Safety

PRIORITY AREA	EXECUTIVE SUMMARY
Drug supply and misuse 	<p>Drug dealing and misuse continues to be a priority in Inverclyde, with communities expressing concern about the harm caused by this issue. Year to date, 20 drug supply detections have been reported. While this is a decrease of 21.3% on the previous five year average, a further 10 drug supply charges are awaiting detection following completion of forensic testing of seized commodities. We continue to gather intelligence for further enforcement action in Inverclyde.</p>
Violence & ASB 	<p>Overall recorded violent crime has increased by 6.8% on the previous five year average. While common assaults have increased 5.7% on the previous five year average, serious assaults have fallen by 9.4%. Disorder incidents have fallen by 32.5% on the previous year, to a total of 1,093 incidents.</p>
Dishonesty 	<p>Recorded crimes of dishonesty have fallen by 1.8% against the five year average, to a total of 540. While most types of acquisitive crime have fallen, this has been offset by a considerable rise in reported common theft, shoplifting, and fraud. In relation to shoplifting, work is at an advanced stage to introduce exclusion zones for repeat shoplifters offending in Inverclyde. We have commenced a trial of a radio link system with businesses across Inverclyde.</p>
Road Safety 	<p>As at month end August, the number of casualties on Inverclyde roads fell from 18 to 11, with no road fatalities occurring within that period. Proactive policing of Inverclyde's roads has led to an increase in detected drink and drug driving offences (+41% compared to the five year average). Inverclyde continues to receive additional patrols from Road Policing as and when required.</p>

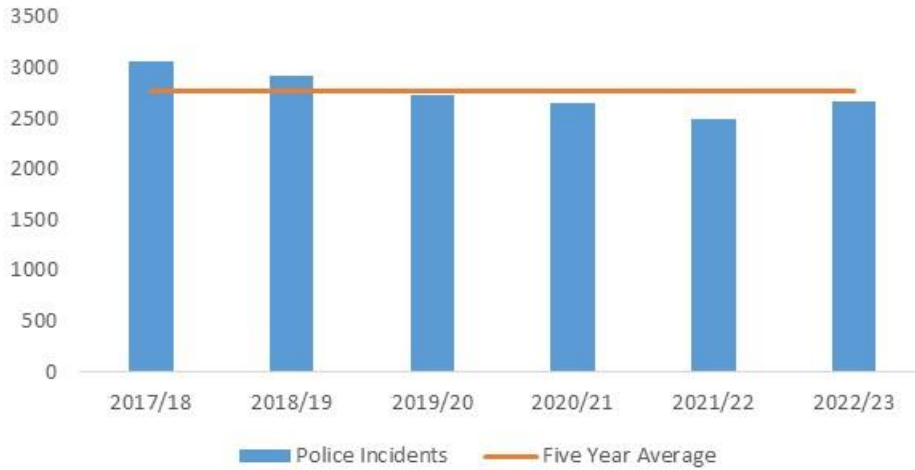
POLICE SCOTLAND'S POLICING PRIORITIES 2021-2022

1. Protecting vulnerable people
2. Working with communities
3. Tackling crime in the digital age
4. Support for operational policing

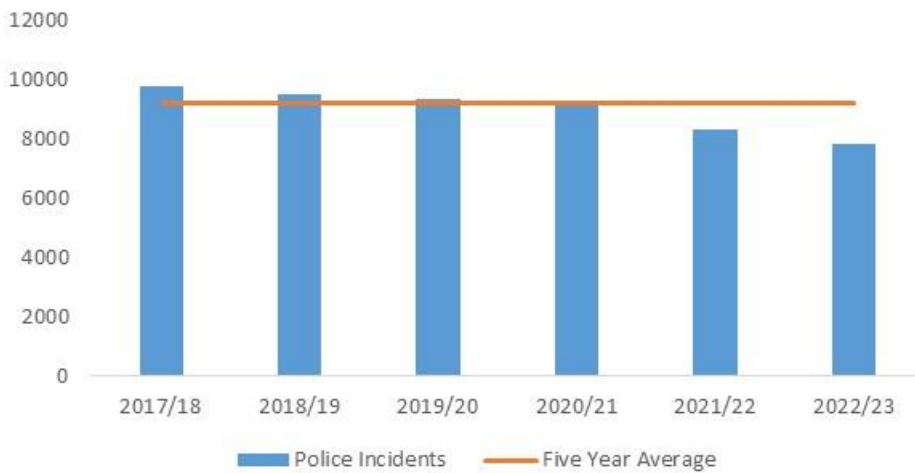
DEMAND ANALYSIS - * 5YA - PREVIOUS FIVE YEAR AVERAGE CYTD - CURRENT YEAR TO DATE

CRIME	5YA *	CYTD *	INCIDENTS	5YA	CYTD
Total Crimes & Offences	2,773	2,660	Total number of incidents	9,239.4	7,833

All Crime & Offences



Police Incidents



CONTEXT

The volume of recorded crime and offences has fallen by over four percent on the preceding five year average, primarily being driven by a drop in recorded crimes of dishonesty, miscellaneous offences, and road traffic offences.

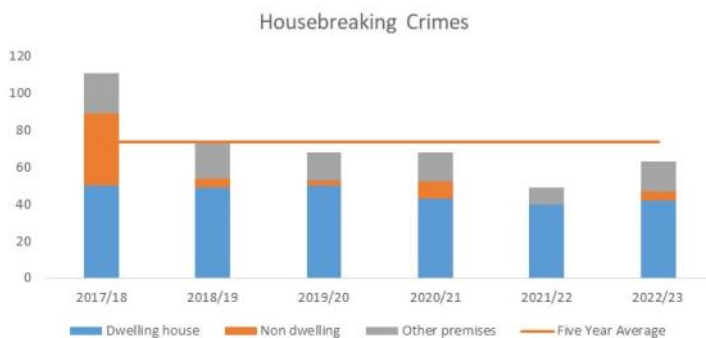
Recorded police incidents have fallen by 15.2% on the five year average, and remain 5.7% below 2021/22 figures. The decrease is partially due to a drop in police incidents relating to ‘concern for person’ and ‘assist member of the public’.

ONLINE & CYBERCRIME - DATA OVERVIEW

CONTEXT

Analysis identified that in the period April – August 2022, a minimum of 87 cyber-crimes were reported in Inverclyde, with the largest proportion being either crimes of dishonesty (e.g. online fraud), followed by threatening/ menacing telecommunications offences. Inverclyde Police continue to issue guidance and attend events to promote awareness of current scams taking place. Inverclyde Community Police officers hosted an event at Port Glasgow Town Hall with Morton Academy youths and their family where an input was provided around the dangers of Social Media and online safety. Regular interaction takes place within local schools to make children aware of the dangers of Social Media.

ACQUISITIVE CRIME — DATA OVERVIEW



CONTEXT



Recorded crimes of shoplifting have increased by 5.2% against the five year average to 191. The detection rate has increased from the five year average of 80.2% to 86.9% in the current year. Work to introduce exclusion zones which would assist with managing repeat offenders is at an advanced stage, we are also trialling a radio link system for businesses across Inverclyde to enhance communications.



Housebreaking crimes, including attempts, fell from a five year average of approximately 74 crimes to 63 crimes in the current year, down 14.6%. All categories of housebreaking crime (commercial/public buildings, dwelling houses, and sheds/outbuildings etc) have fallen on respective five year averages. The detection rate decreased from five year average rate of 22%, to 19%.



Acquisitive crimes targeting motor vehicles have fallen by 40.6% on the five year average to a total of 34 crimes. Thefts of motor vehicles continue to account for the highest proportion of motor vehicle crime (n=19). The motor vehicle acquisitive crime detection rate is 38.2%, an increase of 4.3 percentage points on the previous five year average.



Two bogus caller crimes have been recorded in the current year, both of which involved suspects accepting payment for services which they failed to undertake.

COUNTER TERRORISM & DOMESTIC EXTREMISM

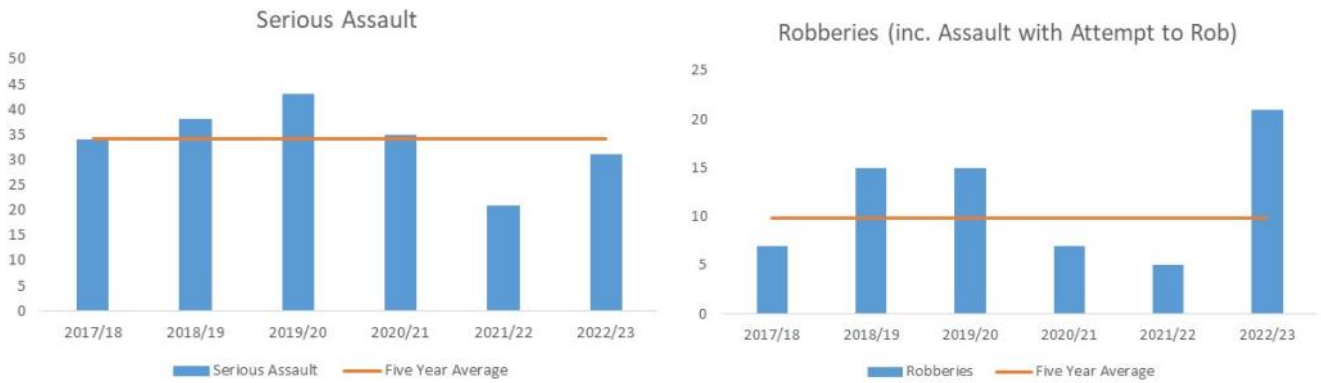
CONTEXT

The Home Secretary announced in February a decrease in the UK's Terrorist Threat Level from 'Severe' to 'Substantial'. This means it is deemed an attack is likely. At this time there is nothing to suggest that there is any specific threat to Scotland. However, the threat from Islamic, Northern Ireland and Right-wing terrorism remains a serious threat.

Inverclyde has an embedded CTLO (Counter Terrorist Liaison Officer) who provides expert guidance and support regarding emerging threats from national and international terrorism & Extremism. The CTLO has provided support, security advice and reassurance to locally elected representatives. PREVENT awareness training has been carried out at HMP Greenock, local RSLs, Social Work and Mental Health teams within NHS to provide guidance and information. Op Sandbed hosted a briefing to all local new and current elected members.

ANTISOCIAL BEHAVIOUR, VIOLENCE & DISORDER - DATA OVERVIEW

1 April 2022 to 31 August 2022 - OBJECTIVE: Reduce the number of victims of violent crime



CONTEXT

A total of 69 Group 1 crimes of violence have been recorded YTD – an increase of 17.7% on the preceding five year average (n=58.6). The number of murders and attempted murders have fallen on previous five year average figures, and serious assaults are down by 9.4%. While robberies and crimes of assault-with-intent-to-rob have increased from a five year average of 9.8 crimes to 21 in the current year, this increase was largely restricted to the earliest months of 2022/23 and crimes of this type have fallen in more recent months.

Common assaults have increased by 5.7% on the five year average to 302 crimes. Of these, 50 crimes targeted emergency workers (most commonly police officers) - a reduction of 26% on the five year average.

We recorded 39 incidents of wilful fire-raising which is an increase of 101% on the previous five year average (n=19.4). Our detections have increased against the five year average from 17.9% to 28.2% meaning we are detecting around one in three perpetrators. We are also issuing advice to all householders on the dangers of leaving combustible items in common close areas.

Disorder and Antisocial Behaviour

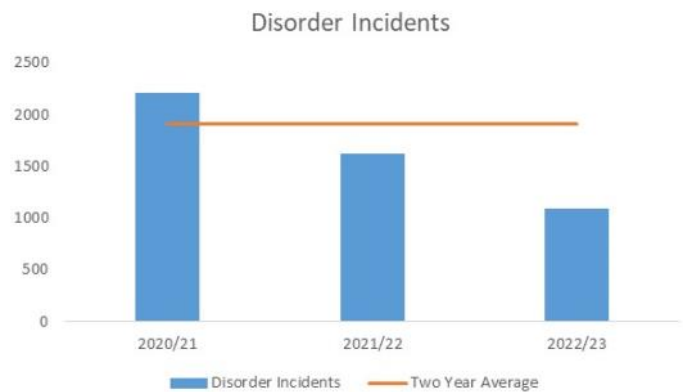
CONTEXT

Disorder-related complaints have dropped by 48.2% against the previous two year average to 1,093.

The multi-member ward of Inverclyde North has recorded a drop of 12.5% in reported disorder compared to the previous year despite it accounting for the highest volume of related disorder at 28%.

Youth disorder in the Inverclyde area has reduced with the number of large scale gatherings decreasing. Police continue to target areas where instances of disorder are taking place as part of the weekly disorder action plan.

Inverclyde Police are engaging with local education Head teachers to establish their concerns and issues and to inform them of any youth disorder within the local area over the course of the preceding weekend in order to provide them with issues which may relate to their school, this trauma informed Policing ensures early intervention to prevent escalation.

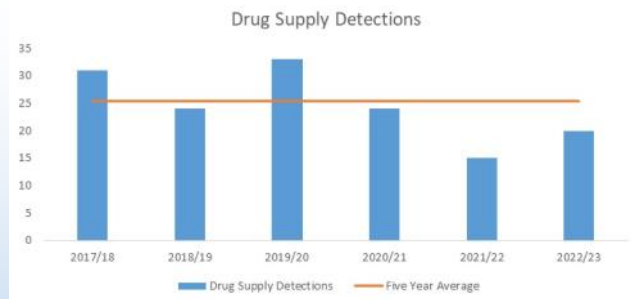


SERIOUS ORGANISED CRIME - DATA OVERVIEW

CONTEXT:

We have detected 20 incidents of drug supply in the YTD, against a five year average of 25.4 detections. An additional 10 charges of drug supply have been reported in the current year and we await forensic analysis of those seized.

Proactivity continues to target the Serious and Organised Crime Groups currently operating in Inverclyde, one of which predominantly impacts on Inverclyde. The organised criminality of the Inverclyde-based group predominantly involves drug supply activities. Enforcement activity is intelligence led to ensure the right people are being targeted in the right places. 23 drug search warrants have been executed in this reporting period with £73,890 worth of drugs seized, £48,331 of cash seized as under POCA or as productions and 1 cannabis cultivation detected with a male reported for same.

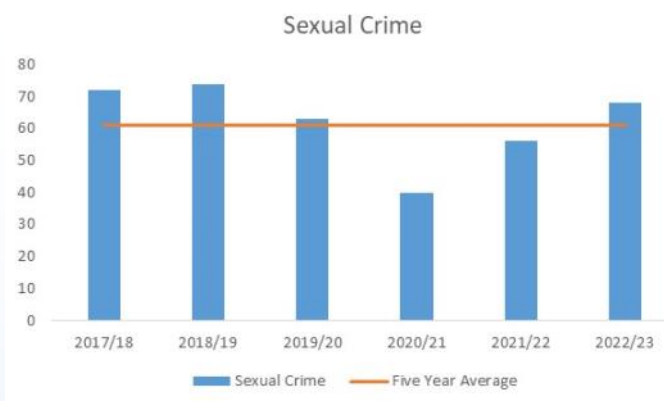


PROTECTING PEOPLE AT RISK FROM HARM - DATA OVERVIEW

CONTEXT

Sexual Crime

Reported sexual crimes have increased by 11.5% on the preceding five year average to a total of 68 crimes, while the detection rate has decreased slightly by 1.4 percentage points against the five year average to 41.2%. Of recorded sexual crimes, 22% was cyber enabled with incidents including the distribution of indecent images and sexual extortion. Approximately one-third of recorded crimes involved non-recent reporting.



Missing People

Almost 78% of missing persons were traced within 24 hours and 95% traced within 4 days.

A total of 80 missing person reports have been recorded in Inverclyde compared to 24 in the same period last year and a three year average of 35. More than a third of missing person incidents related to the top five most frequent repeat missing people within Inverclyde, the majority of whom were aged 16 years and younger.

More than 61% of missing people were aged 19 or under, with incidents involving younger people increasing six-fold on the previous year.


Domestic Abuse

We have recorded 376 incidents of domestic abuse, an increase of 1.7% against the five year average. Of those incidents, 43.4% resulted in at least one domestic crime being recorded.

Our detection rate has increased against the five year average from 67.5% to 74.7%.

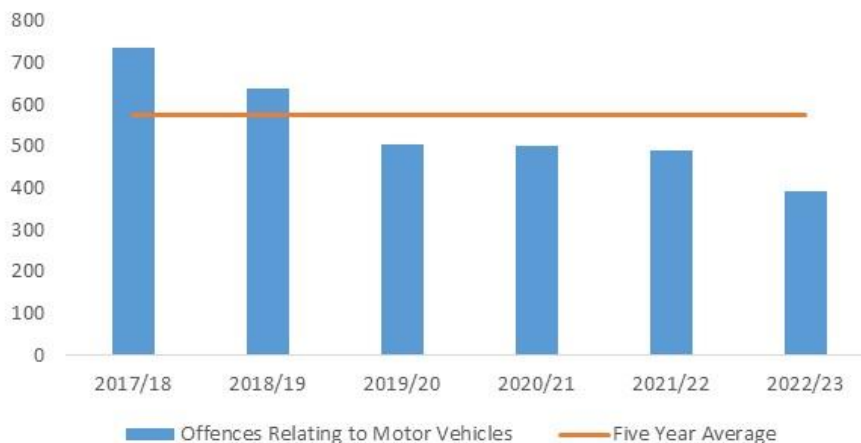
ROAD SAFETY & ROAD CRIME - DATA OVERVIEW

PRIORITY: REDUCE THE NUMBER OF PERSONS KILLED OR INJURED ON OUR ROADS

Road Traffic Casualties		2021/22	2022/23
	Number of persons killed on our roads	0	0
	Number of persons seriously injured	10	4
	Number of persons slightly injured	8	7
	Number of children seriously injured	3	0

Road Traffic Data from 01/04/2022 to 31/08/2022

Offences Relating to Motor Vehicles



CONTEXT

No fatalities occurred on Inverclyde’s roads in the reporting period however four people were seriously injured—a reduction of six on the previous year - and seven people incurred slight injuries, which is one fewer than the previous year. No children have been killed or seriously injured on Inverclyde’s roads in the current reporting year.

Motor vehicle related offences have fallen by 31.5% on the previous five year average to a total of 393. The detection rate is 87.3%, a slight decrease on the previous five year average of 88.5%.

A continued and proactive focus has resulted in an increase of 22.7% in reported drink and drug driving offences and a 4.8% rise in recorded incidents of dangerous driving.

Drink and drug driving offences have increased by 41% compared to the five year average which is as a result of local officers and Road Policing officers carrying out proactive checks on motorists while on high visibility patrols. Speed checks continue to be carried out at various locations with relevant action being taken.

Inverclyde Police in Partnership with Inverclyde Council have introduced an initiative which has resulted in a ‘Parking Buddy’ being delivered to each Primary School in the area in order to make motorists think about their actions when driving and parking around school zones which should result in more awareness of the safety of children on the roads near to schools.

PUBLIC CONFIDENCE: COMPLAINTS & USER SATISFACTION

COMPLAINTS ABOUT THE POLICE

From 01/04/2022 - 31/08/2022

	TOTAL COMPLAINT CASES RECEIVED			TOTAL NUMBER OF ALLEGATIONS RECEIVED		
	YTD	PYTD	% Change	YTD	PYTD	% Change
Inverclyde Council	27	27	0.0%	46	47	-2.1%

Table: Allegations in the Inverclyde Council Area, by YTD period (Apr – Aug)

Allegation Category and Type	PYTD	YTD	% change from PYTD
On Duty - TOTAL	35	28	-20.0%
Assault	4	4	0.0%
Excessive Force	7	4	-42.9%
Incivility	6	9	50.0%
Irregularity in Procedure	14	9	-35.7%
Neglect of Duty	1	0	-100.0%
Oppressive Conduct/Harassment	2	0	-100.0%
Other - Criminal	0	2	x
Unlawful/Unnecessary Arrest or Detention	1	0	-100.0%
Quality Of Service - TOTAL	12	18	50.0%
Policy/Procedure	3	3	0.0%
Service Delivery	3	6	100.0%
Service Outcome	6	9	50.0%
Grand Total	47	46	-2.1%

CONTEXT

A total of 27 complaints were made in the reporting period which equates to 34.5 per 10,000 police incidents. Meanwhile, 46 allegations were made in the reporting period, 28 of which related to on-duty allegations and 18 related to quality of service.

3.0 THE SCOTTISH POLICE AUTHORITY BOARD

3.1 The meeting of SPA Board was held on the 29 Sep 2022 <https://www.spa.police.uk/meetings/authority-meetings/29-september-2022/> and considered several updates, including: -

- Violence Against Women and Girls Seminar
- Update on Forensic Services Toxicology
- Naloxone – National Roll Out
- Contact Assessment Model
- Confidence and Deprivation project update

3.2 Violence Against Women and Girls Seminar

Police Scotland reported to the Authority at the start of this year the intention to develop a Violence Against Women and Girls (VAWG) strategy setting out how it will contribute to tackling this crime in all its forms. To inform the strategy, the Authority and COSLA co-hosted a seminar with key stakeholders in Edinburgh on 30 August 2022. The seminar heard from organisations working at a national, community and local level to improve outcomes for women, girls, and children. Further detail on the learning from the seminar will be shared over the coming weeks, and will be reflected in the Violence Against Women and Girls Strategy which will be reported later this year

3.3 Update on Forensic Services Toxicology

Assurance was provided around the improving performance of this function, with a reducing average caseload age by month along with a reducing backlog. It was confirmed that the focus remains on reducing the time for analysis of drug driving cases to around 3 months, with an aim to achieve this by the end of 2022.

3.4 Naloxone – National Roll Out

On Wednesday 31 August, the national roll out of Naloxone commenced, with around 150 officers in Paisley, Greenock and Shetland receiving their Naloxone kits. Coinciding with International Overdose Awareness Day, this was the first step to expand the availability of Naloxone within Police Scotland beyond the initial Test of Change areas. Around 1,000 officers are now trained and have access to Naloxone, and the roll out will continue in the forthcoming months.

3.5 Contact Assessment Model

Police Scotland introduced the Contact Assessment Model (CAM) to improve the way they triage and respond to contact from the public. CAM uses an enhanced assessment and decision-making model, based on threat, harm and risk. It is designed to support the most vulnerable and ensure that every individual gets the appropriate help when they need it.

On Wednesday 31 August, HM Inspectorate of Constabulary in Scotland (HMICS) published their Assurance Review of CAM, focusing on its operational impact. The review underlines the significant progress made in how Police Scotland respond to calls from the public and partners, moving from a model based on policy driven responses, to an individual assessment of threat, harm, risk, investigation, vulnerability, and engagement for each caller. The recommendations from the HMICS review will assist in driving further improvements in this vital area of policing.

3.6 Confidence and Deprivation Project Update

The Authority continues to make progress on its long-term confidence and deprivation project, working with Police Scotland, the Poverty Alliance and a range of key stakeholders. Work has started in the first project area of Letham, in Perth, with community meetings taking place with support from the local policing team and Local Authority colleagues. This work will inform a community profile for discussion, and lead to the creation of a local community level practitioner group to support delivery of the project in the area.

As has previously been reported, the project will work in a number of small communities to understand, and where possible, take actions to overcome barriers to participation and involvement which may improve local experience and perception of, and confidence in, policing.

4.0 POLICE COMPLAINTS AND MISCONDUCT HANDLING BILL

The Programme for Government, published in September, proposes a bill to improve transparency and further strengthen public confidence in policing. The Bill will align with the recommendations made by Dame Elish Angiolini in her Independent Review of Complaints Handling, Investigations and Misconduct Issues in Relation to Policing. The recommendations seek to improve the policing systems and structures which underpin the way in which complaints about the police are received, managed, and investigated.

5.0 REVIEW OF THE JOINT STRATEGIC POLICE PLAN 2020/23

5.1 Inverclyde Council responded to the request for views and observations on the initial review of the strategic police plan. It was agreed that cyber-crime, hate crime and violence against women and girls were key national issues, while mentioning that crimes of non-sexual violence and possession of weapons also remain a local issue.

It was felt that overall, there was an alignment in key consideration issues such as:

- emerging issues of digital/online safety and sexual crimes (against children and women)
- importance of person-centred, early intervention and trauma informed approaches
- community engagement with our seldom heard communities to ensure they have a voice
- Strong alignment in strategy with the Justice Vision for Scotland 2022
- technology is vital for ensuring we have an adequately equipped modern police force to deal with crime
- concern around a potential increase in crime associated with the rises in the cost of living.

6.0 THE SCOTTISH FIRE & RESCUE SERVICE BOARD

6.1 The SFRS held a board meeting on the 23 Aug 2022 <https://www.firescotland.gov.uk/about-us/sfrs-board/board-meetings>, which considered general business matters, including:

- Action and decision logs
- Chair's and Chief Officer's report
- Committee reports
- Budget reports
- Youth Volunteer Scheme Evaluation Report
- Strategic Plan 2022-25 (private)

The minutes from this meeting were not yet published at the time of this report.

6.2 The evaluation report on the youth volunteer scheme ‘tells the story’ of young people engaged across 10 initial units in Scotland. The evaluation also sought feedback from a number of VYIs, Local Scheme Coordinators (LSCs) and Depute Co-ordinators (DCs) who manage YVS groups locally. By using mixed methodologies of evaluation, the report contains valuable evidence from the young people and SFRS personnel involved in the scheme.

The report highlights how the scheme was able to meet and evidence a number of projected short-term outcomes and overcome the significant challenges caused by the impact of Covid-19 on the ability to roll-out and deliver the YVS after its launch.

Subsequently, the first-year evaluation report provides not only evidence of the challenges that the YVS faced in its first year, and the negative impact that Covid-19 had on the ability to deliver as planned, but how, SFRS as a service, was able to adapt its delivery and approach and the positive outcomes and key successes that were achieved despite those barriers.

The Service has now authorised the recommencement of CSE activities from SFRS premises (Nov 2021) which will support local Units to start face-to-face engagement. The national CSE team are supporting scheme 1-10 re-establish and engage young people, whilst recruiting and training Volunteer Youth Instructors for schemes 11-15. Once all 15 schemes are fully embedded, the YVS board will progress with schemes 16-20.

7.0 STAY FIRE SAFE CAMPAIGN

7.1 The Scottish Fire and Rescue Service (SFRS) is urging people to stay fire safe as the weather turns colder and households look to keep warm and cut energy bills. Due to a rise in the cost of living, it is anticipated that people may look at alternative ways of heating and lighting their homes. Scotland’s fire and rescue service is warning that changing behaviours could put households at risk of accidental fires and carbon monoxide poisoning.

To raise awareness to help to keep people safe, SFRS and other fire and rescue services across the UK are backing the National Fire Chiefs Council’s Stay Fire Safe campaign. This aims to provide advice regarding the hazards associated with, and guidance for the safe use of portable heaters, electric blankets, wood burning stoves and candles, as well as highlighting chimney safety – a potential fire risk if they have not been cleaned or properly maintained.

8.0 COMMUNITY SAFETY & RESILIENCE UPDATE

8.1 At its meeting on 21 Sep 2022 the Local Police and Fire Scrutiny Panel requested that Council Officers consider the impacts of a proposal to potentially reduce a build-up of combustible materials by removing the charge for bulk uplift service in Inverclyde as a means of encouraging increased use of the service.

8.2 After the request Council officers met to discuss the possible implications of removing this charge. It was considered that removal of the charge could lead to:

- financial implications for the Council associated with the loss of income from the bulk uplift service
- resource implications for the Council associated with an increase in service demand
- an increase in the volume of fly-tipping around and within properties as there would be an assumption that the Council would uplift the materials, this could have the unintended consequence of increasing fire risk within properties where it occurred.

9.0 IMPLICATIONS

9.1 The table below shows whether risks and implications apply if the recommendation(s) is(are) agreed:

SUBJECT	YES	NO	N/A
Financial		X	
Legal/Risk		X	
Human Resources		X	
Strategic (LOIP/Corporate Plan)		X	
Equalities & Fairer Scotland Duty			X
Children & Young People's Rights & Wellbeing			X
Environmental & Sustainability			X
Data Protection			X

9.2 Finance

One off Costs

Cost Centre	Budget Heading	Budget Years	Proposed Spend this Report	Virement From	Other Comments
N/A					

Annually Recurring Costs/ (Savings)

Cost Centre	Budget Heading	With Effect from	Annual Net Impact	Virement From (If Applicable)	Other Comments
N/A					

9.3 Legal/Risk

There are no legal/risk implications contained within this report.

9.4 Human Resources

There are no human resource implications contained within this report.

9.5 Strategic

There are no strategic implications contained within this report.

10.0 CONSULTATION

10.1 There were no consultations required outside those noted in the report.

11.0 BACKGROUND PAPERS

11.1 There are no background papers associated with this report.